

Axial Lead and Cartridge Fuses

Subminiature


PICO® II Very Fast-Acting Fuse 251/253



The PICO® II very fast-acting fuse is designed to meet an extensive array of performance characteristics in a space-saving subminiature package.

ELECTRICAL CHARACTERISTICS:

% of Ampere Rating	Ampere Rating	Opening Time
100%	1/16–15	4 hours, Minimum
200%	1/16–7	1 second, Maximum
	10	3 seconds, Maximum
	12–15	10 seconds, Maximum



AGENCY APPROVALS: Recognized under the Components Program of Underwriters Laboratories and Certified by CSA.

Approved by METI from 1 through 5 amperes.

AGENCY FILE NUMBERS: UL E10480, CSA LR 29862.

REFERENCE TO MIL SPEC: Available in FM10 on QPL for MIL-PRF-23419. To order, change 251 to 253 as shown below.

INTERRUPTING RATINGS:

300 amperes at rated voltage VDC.

50 amperes at rated voltage VAC.

ENVIRONMENTAL SPECIFICATIONS:

Operating Temperature: –55°C to 125°C.

Shock: MIL-STD-202, Method 213, Test Condition I (100 G's peak for 6 milliseconds).

Vibration: MIL-STD-202, Method 201 (10–55 Hz);

Method 204, Test Condition C (55–2000 Hz at 10 G's Peak).

Moisture Resistance: MIL-STD-202, Method 106.

PHYSICAL SPECIFICATIONS:

Materials: Encapsulated, Epoxy-Coated Body; Solder Coated Copper Wire Leads.

Flammability Rating: UL 94V0

Soldering Parameters:

Wave Solder — 260°C, 10 seconds maximum.

Solderability: MIL-STD-202, Method 208.

Lead Pull Force: MIL-STD-202, Method 211, Test Condition A (will withstand a 7 lb. axial pull test).

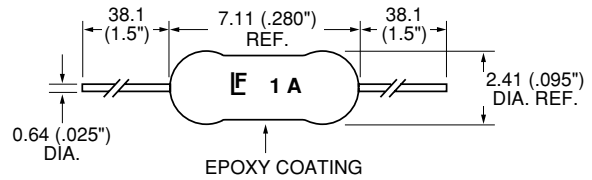
PACKAGING SPECIFICATIONS: Tape and Reel per EIA-296; T1: 2.062" (52.4mm) taped spacing; 5,000 per reel.

Option: Radial Lead Version; 0.4" lead spacing; to order, change 251 to 252.

PATENTED

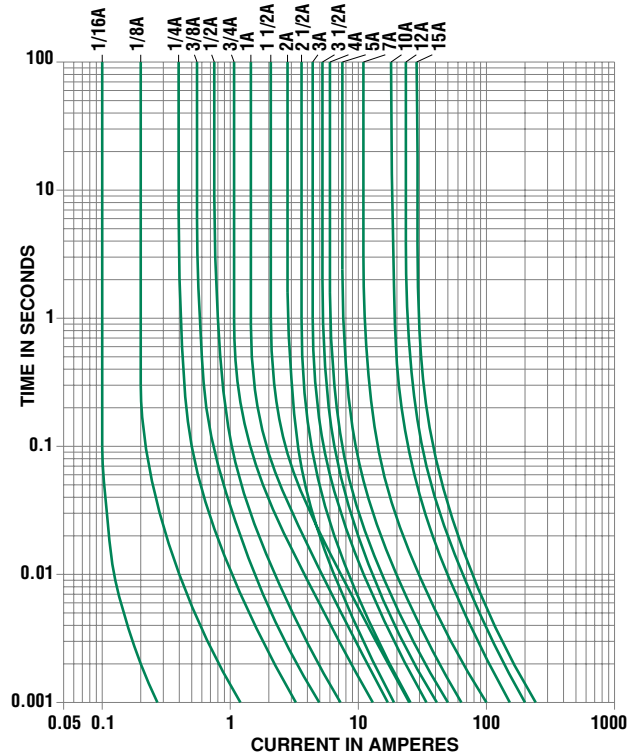
ORDERING INFORMATION:

Std. Type Catalog Number	Mil. Type Catalog Number	Ampere Rating	Voltage Rating	Nominal Resistance Cold Ohms	Nominal Melting I ² t A ² Sec.
R251.062	R253.062	1/16	125	7.0	0.000113
R251.125	R253.125	1/8	125	1.70	0.00174
R251.250	R253.250	1/4	125	0.665	0.0116
R251.375	R253.375	3/8	125	0.395	0.0296
R251.500	R253.500	1/2	125	0.280	0.0598
R251.750	R253.750	3/4	125	0.175	0.153
R251 001	R253 001	1	125	0.128	0.256
R251 01.5	R253 01.5	1 1/2	125	0.0823	0.587
R251 002	R253 002	2	125	0.0473	0.405
R251 02.5		2 1/2	125	0.0360	0.721
R251 003	R253 003	3	125	0.0290	1.19
R251 03.5		3 1/2	125	0.0240	1.58
R251 004	R253 004	4	125	0.0204	2.45
R251 005	R253 005	5	125	0.0155	4.14
R251 007	R253 007	7	125	0.0105	10.4
R251 010	R253 010	10	125	0.00705	25.5
R251 012		12	32	0.0055	45.2
R251 015	R253 015	15	32	0.00446	68.8



NOTE: .025" diameter for 1/16–10A, .032" diameter for 12–15A.

Average Time Current Curves



Note: Higher Ampere Ratings Available. Contact Technical Assistance for Details